



### District Report Card: 2017


<b>State:</b> Rajasthan	<b>District:</b> Baran
<b>Class:</b> 8	<b>Subject:</b> Mathematics
<b>Schools:</b> 51	<b>Students:</b> 1143


### Participation/Coverage


#### Students

<div>GENDER</div> <div></div>	Boys		Girls	
	Number	%	Number	%
	574	50.22	569	49.78

<div>AREA</div> <div></div>	Rural		Urban	
	Number	%	Number	%
	1111	97.20	32	2.80

<div>CATEGORY</div> <div></div>	SC		ST		OBC		GEN	
	Number	%	Number	%	Number	%	Number	%
	247	21.61	371	32.46	472	41.29	53	4.64

<div>CWSN</div> <div></div>	LD	VI	HI	S&LD	ID	Oth
	3	3	0	3	3	1

<div>Management</div> <div></div>	Government		Government-aided	
	Number	%	Number	%
	1143	100.00	0	0.00

### Average Performance of Students in Mathematics (%)

Overall	Gender		Area		Management		Social Group			
	Male	Female	Rural	Urban	Govt.	Aided	SC	ST	OBC	GEN
52.83	53.88	51.78	52.61	60.63	52.83	0.00	48.04	54.05	54.07	55.60

## Performance on Learning Outcomes (LOs)

Learning Outcomes	Description	Average Performance(%)
M601	Solves problems involving large numbers by applying appropriate operations	51.07
M606	Solves problems on daily life situations involving addition and subtraction of fractions / decimals	61.57
M620	Finds out the perimeter and area of rectangular objects in the surroundings like floor of the class room, surfaces of a chalk box etc.	58.71
M621	Arranges given/collected information in the form of table, pictograph and bar graph and interprets them	43.24
M702	Interprets the division and multiplication of fractions	44.97
M705	Solves problems related to daily life situations involving rational numbers	55.82
M706	Uses exponential form of numbers to simplify problems involving multiplication and division of large numbers	39.93
M707	Adds/subtracts algebraic expressions	68.07
M710	Solves problems related to conversion of percentage to fraction and decimal and vice versa	60.76
M717	Finds out approximate area of closed shapes by using unit square grid/graph sheet	41.46
M719	Finds various representative values for simple data from her/his daily life contexts like mean, median and mode	63.64
M721	Interprets data using bar graph	64.20
M801	Generalizes properties of addition, subtraction, multiplication and division of rational numbers through patterns	42.86
M802	Finds rational numbers between two given rational numbers	46.47
M803	Proves divisibility rules of 2, 3, 4, 5, 6, 9 and 11	64.59
M804	Finds squares, cubes, square roots and cube roots of numbers using different methods	61.79
M808	Uses various algebraic identities in solving problems of daily life	33.73
M812	Verifies properties of parallelogram and establishes the relationship between them through reasoning	43.34
M818	Finds surface area and volume of cuboidal and cylindrical object	29.95
M819	Draws and interprets bar charts and pie charts	54.68

Range of Performance of Students who Answered Correctly							
Below 30%		30% - 50%		50% - 75%		Above 75%	
Number	%	Number	%	Number	%	Number	%
204	17.85	281	24.58	460	40.24	198	17.32

## Lowest Performing Learning Outcomes (LOs)

- 1 - Finds surface area and volume of cuboidal and cylindrical object (29.95)
- 2 - Uses various algebraic identities in solving problems of daily life (33.73)
- 3 - Uses exponential form of numbers to simplify problems involving multiplication and division of large numbers (39.93)

4 - Finds out approximate area of closed shapes by using unit square grid/graph sheet (41.46)

5 - Generalizes properties of addition, subtraction, multiplication and division of rational numbers through patterns (42.86)